




## USING ELECTRONIC FORMS

There are two options for utilizing our online forms if you are using the Free Adobe Acrobat Reader®:

1. You may print a blank form, fill it out, sign it and send it in.
2. Or, you can type your disclosure information directly on the form and then print it out, sign it and send it in.

For Option 2:

- Select the hand tool  from the Acrobat toolbar menu.
- Move the hand inside a field. Click when it changes to an I-beam pointer . The I-beam pointer allows you to type text. The hand tool will also become a pointer tool when it passes over a box, which allows you to click and check the box.
- Press tab to accept the information you have typed and go to the next field.
- Press shift+tab to accept the information you have typed and go to the previous field.
- Typed text that goes beyond the limit of a field will not be printed. You may shorten the entry by using generally accepted abbreviations.
- You may also use your mouse to move from field to field.
- Use the zoom tool  to magnify the page for easier viewing.

### IMPORTANT – PLEASE READ:

- OPEN UP THE APPROPRIATE SET OF INSTRUCTIONS FOR THE FORM OR PRINT THEM OUT. CAREFULLY READ AND FOLLOW THE INSTRUCTIONS FOR COMPLETING THE FORM. THEY CONTAIN HELPFUL INFORMATION AND EXAMPLES TO ASSIST YOU.
- FORMS CANNOT BE ELECTRONICALLY SUBMITTED.
- USE THE PRINT BUTTON ON THE ADOBE TOOL BAR TO PRINT THE FORM. YOUR INTERNET PRINT BUTTON WILL NOT PRINT THE FORM.
- FILLED-IN FORMS CANNOT BE SAVED ON YOUR COMPUTER. IF YOU ATTEMPT TO SAVE YOUR FORM, IT WILL CLEAR ALL THE INFORMATION YOU INPUT.
- MAKE SURE THAT YOU MAKE A COPY OF YOUR COMPLETED, SIGNED DISCLOSURE FORM AND KEEP IT WITH YOUR IMPORTANT PAPERS.

**FINANCIAL INTERESTS**

Please print or type your name, mailing address, agency name, and position below:

LAST NAME -- FIRST NAME -- MIDDLE NAME :

MAILING ADDRESS :

CITY : ZIP : COUNTY :

NAME OF AGENCY :

NAME OF OFFICE OR POSITION HELD OR SOUGHT :

CHECK ONLY IF  CANDIDATE OR  NEW EMPLOYEE OR APPOINTEE

FOR OFFICE USE ONLY:

ID Code

ID No.

Conf. Code

P. Req. Code

**\*\*BOTH PARTS OF THIS SECTION MUST BE COMPLETED\*\***

**DISCLOSURE PERIOD:**

THIS STATEMENT REFLECTS YOUR FINANCIAL INTERESTS FOR THE PRECEDING TAX YEAR, WHETHER BASED ON A CALENDAR YEAR OR ON A FISCAL YEAR. PLEASE STATE BELOW WHETHER THIS STATEMENT IS FOR THE PRECEDING TAX YEAR ENDING EITHER (check one):

DECEMBER 31, 2005 OR  SPECIFY TAX YEAR IF OTHER THAN THE CALENDAR YEAR: \_\_\_\_\_

**MANNER OF CALCULATING REPORTABLE INTERESTS:**

THE LEGISLATURE ALLOWS FILERS THE OPTION OF USING REPORTING THRESHOLDS THAT ARE ABSOLUTE DOLLAR VALUES, WHICH REQUIRES FEWER CALCULATIONS, OR USING COMPARATIVE THRESHOLDS, WHICH ARE USUALLY BASED ON PERCENTAGE VALUES (see instructions for further details). PLEASE STATE BELOW WHETHER THIS STATEMENT REFLECTS EITHER (check one):

COMPARATIVE (PERCENTAGE) THRESHOLDS OR  DOLLAR VALUE THRESHOLDS

**PART A -- PRIMARY SOURCES OF INCOME** [Major sources of income to the reporting person]

NAME OF SOURCE OF INCOME	SOURCE'S ADDRESS	DESCRIPTION OF THE SOURCE'S PRINCIPAL BUSINESS ACTIVITY

**PART B -- SECONDARY SOURCES OF INCOME** [Major customers, clients, and other sources of income to businesses owned by the reporting person]

NAME OF BUSINESS ENTITY	NAME OF MAJOR SOURCES OF BUSINESS' INCOME	ADDRESS OF SOURCE	PRINCIPAL BUSINESS ACTIVITY OF SOURCE

**PART C -- REAL PROPERTY** [Land, buildings owned by the reporting person]


**FILING INSTRUCTIONS** for when and where to file this form are located at the bottom of page 2.

**INSTRUCTIONS** on who must file this form and how to fill it out begin on page 3.

**OTHER FORMS** you may need to file are described on page 6.

**PART D — INTANGIBLE PERSONAL PROPERTY** [Stocks, bonds, certificates of deposit, etc.]

TYPE OF INTANGIBLE

BUSINESS ENTITY TO WHICH THE PROPERTY RELATES


**PART E — LIABILITIES** [Major debts]

NAME OF CREDITOR

ADDRESS OF CREDITOR


**PART F — INTERESTS IN SPECIFIED BUSINESSES** [Ownership or positions in certain types of businesses]

BUSINESS ENTITY # 1

BUSINESS ENTITY # 2

BUSINESS ENTITY # 3

NAME OF BUSINESS ENTITY			
ADDRESS OF BUSINESS ENTITY			
PRINCIPAL BUSINESS ACTIVITY			
POSITION HELD WITH ENTITY			
I OWN MORE THAN A 5% INTEREST IN THE BUSINESS			
NATURE OF MY OWNERSHIP INTEREST			

IF ANY OF PARTS A THROUGH F ARE CONTINUED ON A SEPARATE SHEET, PLEASE CHECK HERE

SIGNATURE (required):

DATE SIGNED (required):

**FILING INSTRUCTIONS:**

**WHAT TO FILE:**

After completing all parts of this form, including signing and dating it, send back only the first sheet (pages 1 and 2) for filing.

If you have nothing to report in a particular section, you must write "none" or "n/a" in that section(s).

Facsimiles will not be accepted.

**NOTE:**

**MULTIPLE FILING UNNECESSARY:**

Generally, a person who has filed Form 1 for a calendar or fiscal year is not required to file a second Form 1 for the same year. However, a candidate who previously filed Form 1 because of another public position must at least file a copy of his or her original Form 1 when qualifying.

**WHERE TO FILE:**

If you were mailed the form by the Commission on Ethics or a County Supervisor of Elections for your annual disclosure filing, return the form to that location.

*Local officers/employees* file with the Supervisor of Elections of the county in which they permanently reside. (If you do not permanently reside in Florida, file with the Supervisor of the county where your agency has its headquarters.)

*State officers or specified state employees* file with the Commission on Ethics, P.O. Drawer 15709, Tallahassee, FL 32317-5709; physical address: 3600 Maclay Boulevard, South, Suite 201, Tallahassee, FL 32312.

*Candidates* file this form together with their qualifying papers.

To determine what category your position falls under, see the "Who Must File" Instructions on page 3.

**WHEN TO FILE:**

*Initially*, each local officer/employee, state officer, and specified state employee must file **within 30 days** of the date of his or her appointment or of the beginning of employment. Appointees who must be confirmed by the Senate must file prior to confirmation, even if that is less than 30 days from the date of their appointment.

*Candidates* for publicly-elected local office must file at the same time they file their qualifying papers.

*Thereafter*, local officers/employees, state officers, and specified state employees are required to file by July 1st following each calendar year in which they hold their positions.

*Finally*, at the end of office or employment, each local officer/employee, state officer, and specified state employee is required to file a final disclosure form (Form 1F) within 60 days of leaving office or employment.